

TECHNICAL CASES



www.gtline.com



2008



Reception
and
Offices

GT Line was established in Bologna in 1970 and specialized from the beginning in the production of technical cases. In the few years since its foundation, GT Line has become the leader in this field as well as the company offering the widest choice of products in the whole Europe.

Over 35 years of experience and the UNI EN ISO 9001:2000 certified production process are the best guarantees of the quality of professional tool cases, computer cases, waterproof cases that are designed and built in our factories with advanced technologies and selected materials. Thanks to its company strategy and to its attention in combining management, technical, and productive resources, GT Line is the best, and often the only, choice for customers seeking assistance from the design phase to final production.

THE INTERNATIONAL MARKET



GT Line is a world-leader in the field of technical and professional cases because of its entrepreneurial spirit, technological research, precision manufacturing, quality control and the continuous upgrading of its resources. GT Line has a firm hold on the Italian market thanks to its own network of distributors and agents that operates in the hardware, tool, electrical and thermo-hydraulic fields.

Moreover, GT Line operates worldwide thanks to a well-consolidated network of authorized distributors.

OUR BRANDS



Technical, industrial and professional tool cases, manufactured with different materials.



Tool bags, tool backpacks, accessories, tool jackets ideal both for PROS and DIYers.



Virtually indestructible, durable, protective waterproof cases for extreme applications.



Waterproof flashlights ATEX certified for uses in potentially explosive atmosphere areas.



Photo, multimedia, computers and portable electronics carrying cases and bags.

Technical office



Sales office



Meeting room



Reception



View of assembling unit



GT Line is characterized by a great flexibility in designing new products and by the ability of interpreting customers' needs by choosing among many production techniques, the one that best suits the requirements of the final users.




**EUROPE'S
WIDEST RANGE
OF TOOL CASES**



5-axis milling center



Plastic injection machine





To cope with an ever increasingly competitive market, GT Line also continuously expands its knowledge and technical skills, by looking for new materials to improve the basic requirements of technical cases (robustness, lightweight, and practicalness) like aluminium, ABS, HIT, HDPE, PP, carbon fibre, etc.

GT Line does not neglect the importance of aesthetic, cares of details and always offers new solutions to distinguish its cases also for elegance of design.

Routing machine



Automatic storage



Automatic cutting machine



Automatic boring process



Vacuum forming process



Assembling process



Automatic trimm folding machine



Foam cutting press



Indestructible tool trolley made entirely of HDPE polyethylene, a real shield against accidental shocks.

Special extra thick aluminium trim for tight closure.

High capacity case ideal for air travelling engineers that carry both tools, spare parts and components.

General features:

- polyethylene shell
- 2 metal lid safety support stays
- wheels and telescopic handle
- large base area for tools, power tools and spare parts
- telescopic handle and large wheels provided with ball bearings
- ergonomic handle, rubber coated grip



- Single steel hinge, riveted in several points to assure high resistance in case of frequent openings.



- Stackability.



- Large wheels provided with ball bearings.



- Large base area for tools, power tools, accessories and spare parts.



TURTLE 350 PEL

- 2 pallets with elastics, one with elastics on one side and the other with elastics on both sides and a large pocket with closing flap
- 1 document wallet
- 3 small component boxes
- 2 handles
- 2 locks with keys
- large base area



- FLEXI POUCHES PLUS™ - Patented Tool Fixing System (for more details see page 44)

TURTLE 350 PTS

- 2 pallets with FLEXI POUCHES PLUS™, one with pouches on one side and the other with pouches on both sides
- large pocket with closing flap
- 1 document wallet
- 3 small component boxes
- 2 handles
- 2 locks with keys
- large base area



- PSS™ - Patented Professional Storage System (for more details see page 44)

TURTLE 350 PSS

- 2 pallets with PSS™ system, one with PSS™ on one side and the other with PSS™ on both sides
- 1 document wallet
- 3 small component boxes
- 2 handles
- 2 locks with keys
- large base area

INTERNAL DIMENSIONS (mm)

Model	A	B	C	D	E	
TURTLE 350 PEL	470	390	347	144	203	8,5
TURTLE 350 PTS	470	390	347	144	203	8,5
TURTLE 350 PSS	470	390	347	144	203	8,5



NEW MEGA WHEELS



The double wall construction technique and the body in shock-proof high density polyethylene, with great resistance to high and low temperatures and to most of the corrosive chemical substances, grant to this case the highest level of reliability on the market. Air transportation handling resistant.

General features:

- blow moulded polyethylene shell with incorporated feet
- 2 locks with keys
- 2 metal lid safety support stays
- wheels and telescopic handle
- Bottom area with adjustable dividers
- ergonomic handle, rubber coated grip



- Double wall construction technique.



- Stackability.



- Large wheels provided with ball bearings.



- Bottom area with adjustable dividers.



NEW MEGA WHEELS PEL

- Document area
- 2 tool pallets with elastics
- Bottom area with adjustable dividers
- 2 small component boxes

NEW MEGA WHEELS



- FLEXI POUCHES PLUS™ - Patented Tool Fixing System (for more details see page 44)

NEW MEGA WHEELS PTS


- document area
- 2 tool pallets with FLEXI POUCHES PLUS™
- bottom area with adjustable dividers
- 2 small component boxes



- PSS™ - Patented Professional Storage System (for more details see page 44)

NEW MEGA WHEELS PSS

- Document area
- 2 tool pallets with PSS™ system
- Bottom area with adjustable dividers
- 2 small component boxes



INTERNAL DIMENSIONS (mm)

Model	A	B	C	D	E	Weight
NEW MEGA WHEELS PEL	453	345	185	75	110	7,5
NEW MEGA WHEELS PTS	453	345	185	75	110	8
NEW MEGA WHEELS PSS	453	345	185	75	110	8



Modern and exceptionally strong, this case is studied to resist even in the most extreme use conditions.

The double wall construction and the body in shock-proof high density Polyethylene, with great resistance to high and low temperatures and to most of the corrosive chemical substances, grant to this product the highest levels of reliability on the market.

General features:

- Blow moulded Polyethylene shells with incorporated feet
- 2 metal lid support stays with safety spring pawl and doublefixing point
- 2 locks with keys
- Steel hinge riveted in various points
- ergonomic handle, rubber coated grip




- Bottom with adjustable dividers



- Double wall construction technique



- Steel hinge riveted in various points for maximum resistance even in case of intensive use.



- GT's exclusive double blocking elastic System (for more details see page 44)

BOMBER 170 PEL

- document wallet
- 2 tool pallets with elastic bands
- bottom with adjustable dividers
- 2 small component boxes



INTERNAL DIMENSIONS (mm)

Model	A	B	C	D	E	
BOMBER 170 PEL	422	327	185	75	110	5,0
BOMBER 170 PTS	422	327	185	75	110	5,5
BOMBER 170 PSS	422	327	185	75	110	5,5
BOMBER 170 F	422	327	185	75	110	3,8



- FLEXI POUCHES PLUS™ - Patented Tool Fixing System (for more details see page 44)

BOMBER 170 PTS

- document wallet
- 2 tool pallets with FLEXI POUCHES PLUS™
- bottom with adjustable dividers
- 2 small component boxes



- PSS™ - Patented Professional Storage System (for more details see page 44)

BOMBER 170 PSS

- document wallet
- 2 tool pallets with PSS™ system
- bottom with adjustable dividers
- 2 small component boxes



BOMBER 170 F

- top filled with convoluted foam
- bottom filled with layers of precubed foam
- ideal to transport computers or sensitive equipment





New, technologically advanced, injection moulded, high thickness Polypropylene tool case. This type of material makes the case extremely resistant against chemical corrosion, shock, high and low temperature. The injection technique ensures constant material thickness, even in the corners.

Large and thick aluminium trim, makes the case ideal for daily, heavy duty use. The case can accommodate up to 3 tool pallets.

General features:

- 2 metal lid safety support stays
- 2 metal locks with keys
- 3 metal hinges for maximum strength
- ergonomic handle, rubber coated grip
- address label



- Bottom area has removable dividers fixed directly on the shell body with no need of additional tray. Lightweight and higher load capacity are ensured.

- Address label



ATOMIK215 PEL-ATOMIK/R PEL

- 1 lid tool pallet with elastics on one side
- 1 bottom tool pallet with elastics on one side
- document area
- bottom area with removable dividers

FRONT



BACK



Additional tool pallet (art. PAN ATOMIK) available as accessory upon request. Front with PSS system, back with elastics.



*** All models are also available in red color**



- FLEXI POUCHES PLUS™ - Patented Tool Fixing System (for more details see page 44)

ATOMIK215 PTS-ATOMIK/R PTS

- 1 lid tool pallet with FLEXI POUCHES PLUS™ on two sides
- 1 bottom tool pallet with FLEXI POUCHES PLUS™ on one side
- document area
- bottom area with removable dividers



- PSS™ - Patented Professional Storage System (for more details see page 44)

ATOMIK215 PSS-ATOMIK/R PSS

- 1 lid tool pallet with PSS™ system on two sides
- 1 bottom tool pallet with PSS™ system on one side
- document area
- bottom area with removable dividers

INTERNAL DIMENSIONS (mm)

Model	A	B	C	D	E	
ATOMIK215 PEL (black color)	465	352	215	95	120	4,5
ATOMIK215 PTS (black color)	465	352	215	95	120	5,0
ATOMIK215 PSS (black color)	465	352	215	95	120	5,5
ATOMIK/R PEL (red color)	465	352	215	95	120	5,0
ATOMIK/R PTS (red color)	465	352	215	95	120	5,5
ATOMIK/R PSS (red color)	465	352	215	95	120	5,5





New, technologically advanced, injection moulded, high thickness Polypropylene tool case on wheels, fitted so that the travelling position is with horizontal case. This type of material, makes the case extremely resistant against chemical corrosion, shock, high and low temperature.

The injection technique, ensures constant material thickness, even in the corners. Large and thick aluminium trim, makes the case ideal for daily, heavy duty use. The case can accommodate up to 3 tool pallets.

General features:

- 2 metal lid safety support stays
- 2 metal locks with keys
- 3 metal hinges for maximum strength
- ergonomic handle, rubber coated grip
- address label
- telescopic handle



- Address label



- Bottom area has removable dividers fixed directly on the shell body with no need of additional tray. Lightweight and higher load capacity are ensured.



- Wheels on ball bearing



ATOMIK WH PEL-ATOMIK/R WH PEL

- 1 lid tool pallet with elastics on one side
- 1 bottom tool pallet with elastics on one side
- document area
- bottom area with removable dividers

FRONT



BACK



Additional tool pallet (art. PAN ATOMIK) available as accessory upon request. Front with PSS system, back with elastics.



- FLEXI POUCHES PLUS™ - Patented Tool Fixing System (for more details see page 44)

ATOMIK WH PTS-ATOMIK/R WH PTS

- 1 lid tool pallet with FLEXI POUCHES PLUS™ on two sides
- 1 bottom tool pallet with FLEXI POUCHES PLUS™ on one side
- document area
- bottom area with removable dividers



- PSS™ - Patented Professional Storage System (for more details see page 44)

ATOMIK WH PSS-ATOMIK/R WH PSS

- 1 lid tool pallet with PSS™ system on two sides
- 1 bottom tool pallet with PSS™ system on one side
- document area
- bottom area with removable dividers



*** All models are also available in red color**



INTERNAL DIMENSIONS (mm)

Model	A	B	C	D	E	F
ATOMIK WH PEL (black color)	465	352	215/255	95	120/160	5,5
ATOMIK WH PTS (black color)	465	352	215/255	95	120/160	6,0
ATOMIK WH PSS (black color)	465	352	215/255	95	120/160	6,6
ATOMIK/R WH PEL (red color)	465	352	215/255	95	120/160	5,5
ATOMIK/R WH PTS (red color)	465	352	215/255	95	120/160	6,0
ATOMIK/R WH PSS (red color)	465	352	215/255	95	120/160	6,6



Watertight to 10 mt. depth and perfectly sealed thanks to the exclusive neoprene "O" ring and to the purge valve, these cases grant an absolute protection. Made of unbreakable lightweight resin, they are provided with strong locks and a practical and ergonomic handle. They are ideal for the most different applications, particularly in the industrial, aeronautical, military and nautical fields.

General features:

- waterproof and airtight
- interstackable
- corrosionproof, sandproof and dustproof
- shockproof and crushproof
- temperature rating -33°C/+90°C
- ergonomic handle, rubber coated grip



- Manual pressure release valve. Art. PURGEVALVE.B



- Patented heavy duty padlock with keys (Art. EXPL PADLOCK).



- Patented heavy duty padlock with combination (Art. EXPL COMBILOCK).



- Jam free latches with user-friendly leverage opening mechanism.



GT 38-18 PEL

- 2 tool pallets with elastics
- bottom with layers of pre cubed foam



- Corrosion proof metal hinges with lid stay features.



GT 38-18 PTS

- 2 tool pallets with pouches
- bottom with layers of pre cubed foam



- Sealing O-ring. Art. NEOSEAL + item nr.



GT 44-19 PEL

- document wallet
- 2 tool pallets with elastics
- bottom tray with high stability divider modules
- 2 small component boxes



- Lid can be set to slide-off (only on GT 44-19 models).



- Adjustable shoulder strap kit (only on GT 44-19 models). Art. SHOULDERKIT.U



GT 44-19 PTS

- document wallet
- 2 tool pallets with FLEXI POUCHES PLUS™
- bottom tray with high stability divider modules
- 2 small component boxes



- FLEXI POUCHES PLUS™ - Patented Tool Fixing System (for more details see page 44)



GT 44-19 PSS

- document wallet
- 2 tool pallets with PSS system
- bottom tray with high stability divider modules
- 2 small component boxes



- PSS™ (for more details see page 44)



INTERNAL DIMENSIONS (mm)

Model	A	B	C	D	E	
GT 38-18 PEL	380	270	180	45	135	5,0
GT 38-18 PTS	380	270	180	45	135	5,0
GT 44-19 PEL	445	345	190	47	143	6,5
GT 44-19 PTS	445	345	190	47	143	6,5
GT 44-19 PSS	445	345	190	47	143	6,5



Manufactured in anthracite grey high impact plastic, using the injection molding technique, it is provided with corner reinforcements. The extreme flexibility of the case is due to the engineering of internal and external elements that are interchangeable. The bottom dividers have been designed to remain steady even in case of accidental overturning of the case. This system gives the flexibility of an adjustable interior as well as the steadiness of fixed compartments.

General features:

- two metal locks with key
- central combination lock with 3 digits
- soft rubber grip handle
- hinges with 90° opening block system
- "Click & Go" system to easily fix the tool pallets
- bottom tray with high stability divider modules
- document wallet



• MODULAR with trolley (CAR 01).



• MODULAR with telescopic legs (LEGS KIT).




• MODULAR with trolley and telescopic legs (CAR 01 + LEGS KIT).




• The exclusive rotating feet system grants a practical and quick fixing of the accessories. Thanks to this Patented system it is possible to create the three different configurations above.

• CLICK & GO™ - Patented fixing system permits to insert or substitute the tool pallets easily and quickly.



• View of the case complete with all the optional accessories (trolley, legs and roller).



- GT's exclusive double blocking elastic System (for more details see page 44)

MODULAR 220 PEL

- 2 tool pallets with elastics
- Fitted with a third optional pallet



MODULAR 220 PTS

- 2 tool pallets with pouches
- Fitted with a third optional pallet

INTERNAL DIMENSIONS (mm)

Model	A	B	C	D	E	
MODULAR 220 PEL	470	350	220	110	110	6,0
MODULAR 220 PTS	470	350	220	110	110	6,3

TOOL PALLETES AND ACCESSORIES

Model	Characteristics
PEL	Tool pallet with elastics
PEL F	Bottom tool pallet with elastics
PTS 1	Tool pallet with pouches on one side
PTS 2	Tool pallet with pouches on both sides
RAS 04	Bottom dividers
PSS 1	Tool pallet with PSS bar on one side
PSS 2	Tool pallet with PSS bar on both sides
CAR 01	Trolley with wheels and telescopic handle
LEGS KIT	Telescopic legs kit
ROLLER	Wheels support for legs



- Patented dividers and junction fixing clips system. It remains steady inside the case, creating a structure similar to a bottom tray with fixed compartments.





Polypropylene case realized with the injection molding technique, unique in Europe which has been studied specifically for the transport of tools, with an unbeatable quality/price ratio. It has a modern design, with compact dimensions, high capacity and light weight. The aluminium profile grants a further strenght to this product. General features:

- practical chromed handle
- 2 side closing
- central lock with key (only PEL and PTS mod.)



- Vacuum formed bottom tray (only for Boxer PEL and Boxer PTS)



- Central lock with key (only for Boxer PEL and Boxer PTS)



- Tool pallets with adjustable loop elastic band. (for more details see page 44)

BOXER PEL

- Document area
- 2 tool pallets with elastics
- Vacuum formed bottom tray
- 2 small component boxes
- metal lid support stay



INTERNAL DIMENSIONS (mm)

Model	A	B	C	D	E	
BOXER PEL	430	340	156	78	78	3,0
BOXER PTS	430	340	156	78	78	3,0
EURO BOXER	430	340	156	78	78	3,0



- Traditional tool pallets with pouches made in hard-wearing synthetic leather. (for more details see page 44)

BOXER PTS

- document wallet
- 2 tool pallets with pouches
- vacuum formed bottom tray
- 2 small component boxes
- metal lid support stay



EURO BOXER

- tool pallet with pouches on both sides
- document wallet
- elastics in the lid and in the bottom to fix component boxes and tools of different sizes.

EURO BOXER MASTERPACK

The Euro Boxer case is sold in master-packs of 8 pieces.

The packaging has both functions of container and display. It is personalized with GT Line logo and it is ready to be set in the shop.

Closed dimensions: 45x80x70 cm.
Open dimensions: 45x142x70 cm.





New ABS model is made of vacuum formed, high thickness ABS. The new design of the shell and the interiors characterizes by a modern and functional look, representing the constant research of the best quality/price ratio.

General features:

- 2 metal locks with keys
- 2 metal lid safety support stays
- 3 metal hinges
- bottom area with removable dividers
- soft grip handle
- document area



- bottom area with removable dividers



- Tool pallets with reinforced stitchings elastic bands(for more details see page 44).

INNOVA195 PEL

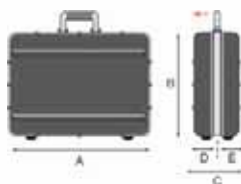
- 1 lid tool pallet with elastics on both sides
- 1 bottom tool pallet with elastics on one side



- FLEXI POUCHES PLUS™ - Patented Tool Fixing System (for more details see page 44)

INNOVA195 PTS

- 1 lid tool pallet with FLEXI POUCHES PLUS™ on both sides
- 1 bottom tool pallet with FLEXI POUCHES PLUS™ on one side



INTERNAL DIMENSIONS (mm)

Model	A	B	C	D	E	Weight
INNOVA195 PEL	440	340	190	80	110	3,5
INNOVA195 PTS	440	340	190	80	110	4,0

UNIVERSAL TROLLEY



Universal folding trolley, lightweight and resistant. It is provided with elastics and plastic hooks to easily fix any kind of case or bag. Telescopic handle with two locking positions and large wheels allowing easy transport.

Dimensions:
Closed 450x270x120 mm.
Open 910x270x280 mm.

Weight: 1,5 Kg.

Up to: 30 Kg. load





Lightweight robust cases, made in vacuum formed ABS, using the most advanced technological solutions and standardized automated production processes. A system of adjustable dividers is directly fitted into the ribbed bottom tray, forming a more spacious and perfectly organized compartment. Without the addition of a separate internal bottom, the new case is much lighter and just as resistant and compact. In the Revo Wheels 200 PTS model the broader space between wheels gives high stability. The lightweight and robust telescopic handle completely collapses into the body of the case making it more practical even when fully loaded.

General features:

- central combination lock with 3 digits
- 2 side locks



- bottom tray with removable dividers (only for Revo PTS and Revo Wheels 200 PTS)

REVO PTS

- 2 pallets with FLEXI POUCHES PLUS™



- FLEXI POUCHES PLUS™ Patented Tool Fixing System (for more details see page 44)

REVO WHEELS 200 PTS

- 2 pallets with FLEXI POUCHES PLUS™
- wheels with ball bearings
- telescopic handle





Lightweight, vacuum formed ABS case, similar to REVO PTS and REVO WHEELS 200 PTS models with a more compact size.



- FLEXI POUCHES PLUS™ - Patented Tool Fixing System (for more details see page 44)

REVO SLIM PTS

- 2 pallets with FLEXI POUCHES PLUS™
- bottom compartment for tools, accessories and spare parts

REVO PTS and REVO WHEELS 200 PTS MASTERPACK

The Revo PTS and Revo Wheels 200 PTS are sold in masterpacks of 6 pieces. The packaging has both functions of container and display.

Closed dimensions: 50x80x70 cm.
Open dimensions: 50x142x70 cm.



INTERNAL DIMENSIONS (mm)

Model	A	B	C	D	E	Weight
REVO PTS	439	312	170	85	85	3,0
REVO WHEELS 200 PTS	439	312	200	85	115	4,0
REVO SLIM PTS	439	312	135	60	75	3,4



MUB Multi Utility Box - is a lightweight high capacity injection moulded polypropylene box for tough, heavy duty use. Ideal for use where high

loading capacity is needed like construction sites, maintenance, transport, outdoor, nautical equipment.

General features:

- Moulded High Impact Polypropylene
- Water resistant construction
- Moulded integral lifting points on both ends
- Full length steel hinge pin to lid
- Positive grab over latching catches
- Lid reinforcements
- Trolley case integral wheels and hinge out pull handle
- Large robust fold flat carry handle
- Slide out clear ID-Nameplate holder
- Shock resistant and corrosion proof
- Use in high/low temp environments
- Padlocking provision
- Stacking location points
- Lightweight



MUB78

- trays are not included



- Tray Art. KIT TRAY MUB (1 piece). The elastic kit, Art. KIT03, is not included.



- Self oiling free running wheels



- Stacking location points



INTERNAL DIMENSIONS (mm)

Model	A	B	C	D	E	
MUB78	780	410	330	50	280	6,3




The elegance and harmony of its rounded shapes, the body in anodized Aluminium, the combination lock, the attention to the details together with the restyling of the product, make the De Luxe range the Top Line of GT's technical cases proposal.

General features:

- cold moulded body realized from a 15/10 mm. thick aluminium sheet
- aluminium profile for a more reliable closing
- 2 chromed steel locks
- combination lock with 3 digits
- 3 metal hinges
- 4 metal feet
- chromed ABS handle with soft grip
- vacuum formed tray with 3 compartments
- metal lid support stays with safety spring pawl



- vacuum formed tray with 3 compartments, one of which suitable for a drill.



- GT's exclusive double blocking elastic System (for more details see page 44)

R7/TOP

- 2 tool pallets with elastic bands
- double document wallet
- 2 small component boxes



- Traditional tool pallets with pouches made in hard-wearing synthetic leather. (for more details see page 44)

R7/TOP3 PTS

- 3 hard-wearing black synthetic leather stitched tool pallets, two with pouches on one side, one with pouches on both sides
- double document wallet
- 2 small component boxes



INTERNAL DIMENSIONS (mm)

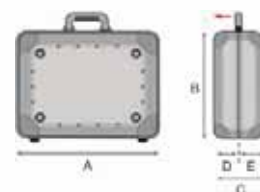
Model	A	B	C	D	E	
R7/TOP	474	355	178	74	104	6,0
R7/TOP3 PTS	474	355	178	74	104	7,0

WORK METAL



METAL LITE PEL

- thick steel corners
- metal reinforcements on the profile to grant absolute protection
- 2 metal locks with keys
- rubber grip handle
- rings for shoulder belt
- 2 metal hinges
- 4 rubber feet (on the bottom and on the lower shell)
- 2 tool pallets with elastics and adjustable document wallet
- metal lid support stay
- vacuum formed bottom tray with fixed compartments
- 2 small component boxes



INTERNAL DIMENSIONS (mm)

Model	A	B	C	D	E	
METAL LITE PEL	465	343	170	70	100	7,0



The traditional ultra resistant tool cases ALC/170 and ALC/120 are now even more reliable thanks to the construction technique based on an unique aluminium cold bent body 15/10 mm. thick.

The reinforcements in chromed iron, the corrosion resistant aluminium "L" section extrusions and the rivets positioned ad hoc in the points of major stress create an unique and excellent product.

General features:


- chromed ABS handle with soft rubber grip
- aluminium profile for a more reliable closing
- 2 metal chromed locks
- Vacuum formed tray with 3 compartments
- 3 metal chromed high thickness hinges
- shoulder belt



- Vacuum formed tray with 3 compartments, one of which suitable for a power tool.




- New chrome plated steel hinges for great resistance.



- GT's exclusive double blocking elastic System (for more details see page 44)

ALC/170

- document wallet
- 2 tool pallets with elastic bands
- 2 small component boxes
- 2 metal lid support stays with safety spring pawl



- GT's exclusive double blocking elastic System (for more details see page 44)

ALC/120

- document wallet
- 1 tool pallet with elastic bands
- 1 small component box
- 1 metal lid support stay with safety spring pawl



INTERNAL DIMENSIONS (mm)

Model	A	B	C	D	E	
ALC/170	435	335	185	85	100	5,9
ALC/120	435	355	150	70	80	5,0

WL 01-WL 02-WL 03



WL 01 - WL 02 - WL 03

WL01

- Small shock-proof polypropylene component box with 6 compartments.

WL02

- Small shock-proof polypropylene component box with 13 compartments.

WL03

- Small empty shock-proof polypropylene component box.

INTERNAL DIMENSIONS (mm)

Model	A	B	C	
WL 01 - WL 02 - WL 03	163	120	30	0,08



The new patented COMPOSIT cases are realized with a revolutionary compound construction technique of aluminium and a special rubber resin derived from the automotive field.


The products of this range are characterized by a great resistance and lightweight.

General features:


- 2 hinges with 90° opening block system and incorporated feet
- "Click & Go" system to easily fix the tool pallets
- 4 rubber feet for maximum stability on horizontal surfaces
- 2 chromed iron locks
- ergonomic handle, rubber coated grip



• Patented dividers and junction fixing clips system. It remains steady inside the case, creating a structure similar to a bottom tray with fixed compartments.



• CLICK & GO™ - Patented fixing system permits to insert or substitute the tool pallets easily and quickly.



• GT's exclusive double blocking elastic System (for more details see page 44)

COMPOSIT190 PEL

- 2 tool pallets with elastics bands
- bottom tray with high stability divider modules
- document wallet
- 2 small component boxes



- Traditional tool pallets with pouches made in hard-wearing synthetic leather. (for more details see page 44)

COMPOSIT190 PTS

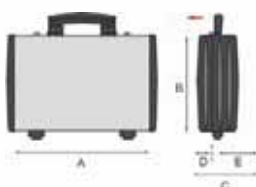
- 2 tool pallets with pouches
- bottom tray with high stability divider modules
- document wallet
- 2 small component boxes



- PSS™ - Patented Professional Storage System (for more details see page 44)

COMPOSIT190 PSS

- 2 tool pallets with PSS™ system
- bottom tray with high stability divider modules
- document wallet
- 2 small component boxes



INTERNAL DIMENSIONS (mm)

Model	A	B	C	D	E	
COMPOSIT190 PEL	446	340	190	75	115	5,0
COMPOSIT190 PTS	446	340	190	75	115	5,0
COMPOSIT190 PSS	446	340	190	75	115	5,5



Robustness and lightweight are the features condensed into this new cases, together with a particular care for recent safety standard requirements. They are water resistant and manufactured in wear resistant nylon and anti-tug fabric. They are ideal for use in low temperature environments, and perfect for heavy-duty use. The rigid injection moulded bottom compartment with adjustable dividers has been designed to remain steady even in the event of lateral collisions and accidental overturning of the bag.

General features:

- zip with padlockable metal clip
- shoulder belt
- rubber corner reinforcements



- bottom with adjustable dividers



- FLEXI POUCHES PLUS™ Patented Tool Fixing System (for more details see page 44)

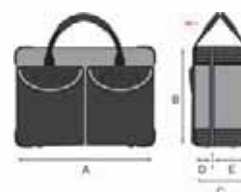


BAG & CASE PTS

- 2 extractable tool pallets with FLEXI POUCHES PLUS™
- bottom with adjustable dividers

BAG&CASE WH PTS

- 2 extractable tool pallets with FLEXI POUCHES PLUS™
- bottom with adjustable dividers
- telescopic handle
- wheels with ball bearings



INTERNAL DIMENSIONS (mm)

Model	A	B	C	D	E	Weight
BAG & CASE PTS	410	310	150	50	100	3,8
BAG&CASE WH PTS	460	360	145	65	80	5,5



A practical alternative to the ABS tool cases, these bags are made from lightweight anti-tug fabric which is both strong and waterproof. Fitted with extractable tool pallets, these bags are ideal for situations where convenience is the deciding factor. General features:

- extractable tool pallets



- BAG 01 and BAG 02 back view

BAG 01

- 2 extractable tool pallets complete with clips and elastic bands to adjust the pallet space
- pouch filled with a special heat resistant material to contain a soldering iron



BAG 03

- 2 extractable tool pallets complete with clips and elastic bands to adjust the pallet space



CLIPS - perforated panels and plastic clips to fix the elastic strip in the required position.



BAG 02

- 2 extractable tool pallets with FLEXI POUCHES PLUS™
- pouch filled with a special heat resistant material to contain a soldering iron

- FLEXI POUCHES PLUS™ Patented Tool Fixing System (for more details see page 44)



INTERNAL DIMENSIONS (mm)

Model	A	B	C	D	E	Icon
BAG 01	440	330	80	40	40	1,8
BAG 02	440	330	80	40	40	1,9
BAG 03	340	270	50	25	25	1,4



- 2 small component boxes included

PSS Compact Bag and PSS Pocket represent a new concept for storing tools in a quick, easy and organized way.

General features:

- tear-proof fabric.



- PSS™ - Patented Professional Storage System (for more details see page 44)

PSS COMPACT BAG

- 2 removable PSS™ tool pallets
- adjustable shoulder strap
- soft padded handle
- 2 large side pockets
- 2 small component boxes (included)

PSS POCKET

- belt not included (Art. Top Belt available on request).



- 2-tier PSS™ system
- reinforced pocket resists puncturing from tools
- measuring tape holder
- electric tape holder
- padded adjustable belt (art. Top Belt available on request).



TOOL TROLLEY 01

Tool trolley makes an ideal companion for technicians on the go, designed for carrying a limited set of tools and a notebook computer.

- large wheels for a stable carry-on
- easy extractable telescopic handle
- high grade reliable zip



- extractable rear straps transform tool trolley into a practical backpack
- two internal double-sided reversible pallets, one with pouches for tools and the other with a soft padded area for notebook.
- two frontal pouches for documents, accessories, multimeter and spares.

INTERNAL DIMENSIONS (mm)

Model	A	B	C	Icon
PSS COMPACT BAG	200	300	100	1,3
PSS POCKET (ext. dim.)	220	300	25	0,55
TOOL TROLLEY 01	440	340	150	4,3

These practical computer bags are made of padded tear resistant fabric and have reinforced stitchings. Lightweight and exceptionally robust, they provide maximum comfort even when fully loaded. They have been studied for professionals and dynamic users who don't want to renounce to style and originality.

HAND BASIC

- padded two compartments computer case
- laptop area and additional area for printer or equipment
- external organized pouch for documents and accessories
- adjustable shoulder strap and easy carry handle

HAND LITE

- padded computer case
- laptop area
- external organized pouch for documents and accessories
- adjustable shoulder strap and easy carry handle

INTERNAL DIMENSIONS (mm)

Model	A	B	C	
HAND BASIC	380	310	190	1,8
HAND LITE	380	310	120	1,5



Innovative heavy-duty tool bags having the same shape and load ability of the traditional leather bags, made with wear resistant nylon 600D fabric.

General features:

- reinforced stitching
- tear resistant Nylon 600D fabric
- heavy duty reinforced internal - bottom tray made of zinc plated steel
- heavy duty reinforced external - water resistant TARPAULINE™ and 4 feet
- shoulder belt
- handle with rubber grip
- refractive inserts for higher visibility / safety
- attractive design



BTP 01

- swing down front pallet with stitched sides to keep a 90° opening
- interior sides with stitched tool FLEXI POUCHES™



- FLEXI POUCHES™ - Patented Tool Fixing System (for more details see page 44)



- PSS™ - Patented Professional Storage System (for more details see page 44)

BTP 02

- External pouch on both sides
- Swing down front pallet with stitched sides to keep a 90° opening
- Interior sides with stitched tool FLEXI POUCHES™ and PSS™ system
- Level space on top



BTP 03

- External pouch on both sides
- Swing down front and rear pallet with stitched sides to keep a 90° opening
- Interior sides with stitched tool FLEXI POUCHES™ and PSS™ system
- Level space on top



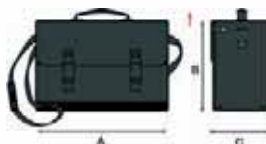
- FLEXI POUCHES™ - Patented Tool Fixing System (for more details see page 44)



- PSS™ - Patented Professional Storage System (for more details see page 44)



- Practical and lightweight aluminium trolley with wheels and telescopic handle. It can be quickly fixed on the bag to provide maximum comfort in transportation even when fully loaded (optional Art. CAR07).



INTERNAL DIMENSIONS (mm)

Model	A	B	C	
BTP 01	370	155	250	2,9
BTP 02	415	180	270	4,4
BTP 03	470	215	350	5,6



Traditional heavy-duty tool bags made with high quality genuine leather and accessories in order to increase their strength and last longer.

General features:

- high tight reinforced stitching
- high thickness genuine leather with scratch proof surface
- metal snap locks
- heavy duty bottom tray made of zinc plated iron
- shoulder belt (optional only for BCP01 and BCP01 PSS models)



BCP 01

- swing down front pallet with stitched sides to keep a 90° opening
- interior sides with stitched tool pouches and straps



- PSS™ - Patented Professional Storage System (for more details see page 44)

BCP 01 PSS

- swing down front pallet with stitched sides to keep a 90° opening
- 2 PSS™ bars for the storage of medium and big size tools



BCP 02

- external document pouch
- swing down front pallet with stitched sides to keep a 90° opening
- interior sides with stitched tool pouches and straps

BCP 02 PSS

- external document pouch
- swing down front pallet with stitched sides to keep a 90° opening
- 2 PSS bars for the storage of medium and big size tools



- PSS™ - Patented Professional Storage System (for more details see page 44)



BCP 03

- external document pouch
- swing down front and rear pallets with stitched sides to keep a 90° opening
- central pallet with stitched tool pouches on both sides
- interior sides with stitched tool pouches and straps

BCP 03 PSS

- external document pouch
- swing down front and rear pallet with stitched sides to keep a 90° opening
- 4 PSS bars for the storage of small, medium and big size tools

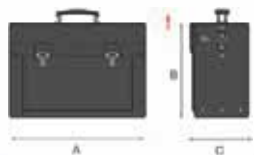


- PSS™ - Patented Professional Storage System (for more details see page 44)



INTERNAL DIMENSIONS (mm)

Model	A	B	C	
BCP 01 - BCP 01 PSS	360	150	230	2,5-3,5
BCP 02 - BCP 02 PSS	400	160	260	3,5-4,5
BCP 03 - BCP 03 PSS	410	180	310	5,5-5,5





Stitched tool bags made entirely of leather with reinforced aluminium lateral profiles. These cases are provided with a practical shoulder strap, reliable closing buckles and an internal robust zinc-plated metal base.

BCF 134



- Internal horizontal divider to optimize the inner space.



BCF 135



BCF 136



INTERNAL DIMENSIONS (mm)

Model	A	B	C	Weight
BCF 134	410	200	180	2,0
BCF 135	450	200	180	2,3
BCF 136	520	200	180	2,9



BCE 137

Stitched tool bags made entirely of leather with reinforced aluminium lateral profiles. These cases are provided with a practical shoulder strap, reliable closing buckles and an internal robust zinc-plated metal base.



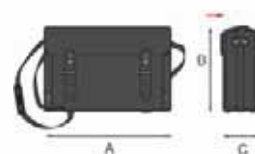
BCE 138



BCE 139



BCE 140



INTERNAL DIMENSIONS (mm)

Model	A	B	C	
BCE 137	200	215	100	0,85
BCE 138	300	215	100	1,0
BCE 139	350	235	110	1,2
BCE 140	400	270	120	1,7

PEL TOOL PALLETS SYSTEM



Tool pallet with adjustable loop elastic band, according to the size of the tools.



Elastic band with reinforced stitching fixed loops in different sizes for any kind of hand tool storage.



Elastic band is fixed with an exclusive patented double-blocking GT system, which ensures a long lasting service. The loops are fixed in different sizes for any kind of hand tool storage.

PTS TOOL PALLETS SYSTEM



Traditional hard-wearing synthetic leather, reinforced stitching, pouches in different sizes for various tools storage.



FLEXI POUCHES™: original patented tool fixing system by means of special pouches made of extremely resistant elastic material and with reinforced stitching. It easily fits to the different shapes of tools. The right position of the tools contained is always ensured, even in case of overturning of the case.



FLEXI POUCHES PLUS™: original patented tool fixing system by means of special pouches made of extremely resistant elastic material and with reinforced stitching. It easily fits to the different shapes of tools. The right position of the tools contained is always ensured, even in case of overturning of the case. The special transparent resistant plastic bottom part ensures a better visibility of the tools.

PSS TOOL PALLETS SYSTEM




<< PSS™ Professional Storage System: the tools are stored and held in place thanks to the pressure of four rubber blades. The design is lightweight, made using an injection moulded technique (aluminum for PRO BAGS BCP 01-02-03 PSS range only) that makes both the storage housing and the blades highly elastic and resistant to rough, heavy duty use with no memory effect. Ideal for hand tools of all sizes, is a great advantage of facilitating fast tool change during service or for any heavy duty application.

MERCHANDISING



- TPB.ITA - Deskmats dim. 60x40 cm.

GT Line has also designed and realized a specific range of items in order to ensure the best sales force support.



- BANNER.5
Aluminium banner
with poster
dim. 90x180 cm.

ACCESSORIES

Ref. pages	Series	Model	Handle	Locks	Locks w/ combi.	Central lock	Hinges	Lid support stays	Upper pallet	Lower pallet	Middle pallet	Bottom tray	Clips and elastics kit	Bottom dividers	Foam kit	Shoulder belt	Handles	Feet	Wheels	Trolley
p. 6/7	TURTLE	TURTLE 350 PEL	man. 013	ser. 04	—	—	cern. 013	brac. 01	pan. 058	pan. 059	—	—	—	—	—	—	Handle Turtle	Feet Turtle	Wheels Turtle	car. 03
		TURTLE 350 PTS	man. 013	ser. 04	—	—	cern. 013	brac. 01	pan. 055	pan. 056	—	—	—	—	—	—				car. 03
		TURTLE 350 PSS	man. 013	ser. 04	—	—	cern. 013	brac. 01	pan. 090	pan. 091	pan. 092	—	—	—	—	—				car. 03
p. 8/9	NEW MEGA WHEELS	NEW MEGA WHEELS PEL	man. 013	ser. 027	—	—	cern. 010	brac. 03	pan. 060	pan. 061	—	—	—	ras. 06	—	—	Handle NMW Handle NMW.1	Feet NM	Wheels NMW	car. 04
		NEW MEGA WHEELS PTS	man. 013	ser. 027	—	—	cern. 010	brac. 03	pan. 062	pan. 063	—	—	—	ras. 06	—	—				car. 05
		NEW MEGA WHEELS PSS	man. 013	ser. 027	—	—	cern. 010	brac. 03	pan. 064	pan. 065	—	—	—	ras. 06	—	—				car. 05
p. 10/11	BOMBER	BOMBER 170 F	man. 013	ser. 027	—	—	cern. 010	brac. 03	—	—	—	—	—	ras. 03	spugn. 05	—	—	—	—	—
		BOMBER 170 PEL	man. 013	ser. 027	—	—	cern. 010	brac. 03	pan. 018	pan. 018	—	—	—	ras. 03	—	—	—	—	—	—
		BOMBER 170 PTS	man. 013	ser. 027	—	—	cern. 010	brac. 03	pan. 019	pan. 066	—	—	—	ras. 03	—	—	—	—	—	—
		BOMBER 170 PSS	man. 013	ser. 027	—	—	cern. 010	brac. 03	pan. 045	pan. 046	—	—	—	ras. 03	—	—	—	—	—	—
p. 12/15	ATOMIK	ATOMIK215 PEL	man. 013	ser. 031	—	—	—	—	pan. 123	pan. 124	pan. ATOMIK	—	—	ras. 14	—	—	—	—	—	—
		ATOMIK215 PTS	man. 013	ser. 031	—	—	—	—	pan. 122	pan. 119	pan. ATOMIK	—	—	ras. 14	—	—	—	—	—	—
		ATOMIK215 PSS	man. 013	ser. 031	—	—	—	—	pan. 120	pan. 121	pan. ATOMIK	—	—	ras. 14	—	—	—	—	—	—
		ATOMIK WH PEL	man. 013	ser. 031	—	—	—	—	pan. 123	pan. 124	pan. ATOMIK	—	—	ras. 15	—	—	—	—	—	—
		ATOMIK WH PTS	man. 013	ser. 031	—	—	—	—	pan. 122	pan. 119	pan. ATOMIK	—	—	ras. 15	—	—	—	—	—	—
		ATOMIK WH PSS	man. 013	ser. 031	—	—	—	—	pan. 120	pan. 121	pan. ATOMIK	—	—	ras. 15	—	—	—	—	—	—
p. 16/17	WATERPROOF	GT 38-18 PEL	man. 013	—	—	—	—	—	pan. 067	pan. 068	—	—	—	—	—	—	—	—	—	—
		GT 38-18 PTS	man. 013	—	—	—	—	—	pan. 069	pan. 070	—	—	—	—	—	—	—	—	—	—
		GT 44-19 PEL	man. 013	—	—	—	—	—	pan. 083	pan. 083	—	int. 022	—	—	—	—	—	—	—	—
		GT 44-19 PTS	man. 013	—	—	—	—	—	pan. 110	pan. 111	—	int. 022	—	—	—	—	—	—	—	—
		GT 44-19 PSS	man. 013	—	—	—	—	—	pan. 114	pan. 115	—	int. 022	—	—	—	—	—	—	—	—
p. 18/19	MODULAR	MODULAR 220 PEL	man. 08	ser. 018	—	—	cern. 012	—	see p. 19			int. 013	—	ras. 04	—	—	—	—	—	car. 01
		MODULAR 220 PTS	man. 08	ser. 018	—	—	cern. 012	—	see p. 19			int. 013	—	ras. 04	—	—	—	—	—	car. 01
p. 20/21	BOXER	BOXER PEL	man. 08	ser. 025	—	ser. 014	—	brac. 01	pan. 047	pan. 048	—	int. 019	kit 03	—	—	—	—	—	—	—
		BOXER PTS	man. 08	ser. 025	—	ser. 014	—	brac. 01	pan. 080	pan. 081	—	int. 019	—	—	—	—	—	—	—	—
		EURO BOXER	man. 02	ser. 010	—	—	—	—	—	pan. 079	—	—	kit 03	—	—	—	—	—	—	—
p. 22/23	INNOVA	INNOVA195 PEL	man. 05	ser. 031	—	—	—	—	pan. 118	pan. 117	—	—	—	ras. 13	—	—	—	—	—	—
		INNOVA195 PTS	man. 05	ser. 031	—	—	—	—	pan. 126	pan. 125	—	—	—	ras. 13	—	—	—	—	—	—
p. 24/25	REVOLUTION	REVO PTS	—	—	—	—	—	—	pan. 002	pan. 001	—	—	—	ras. 11	—	—	—	—	—	—
		REVO WHEELS 200 PTS	—	—	—	—	—	—	pan. 002	pan. 001	—	—	—	ras. 12	—	—	—	—	Wheels Revo	car. 06
		REVO SLIM PTS	—	—	—	—	—	—	pan. 002	pan. 001	—	—	—	—	—	—	—	—	—	—
p. 28/29	DE LUXE	R7/TOP	man. 05	ser. 04	ser. 013	—	cern. 08	brac. 01	pan. 020	pan. 021	—	int. 07	—	—	—	—	—	—	—	—
		R7/TOP3 PTS	man. 05	ser. 04	ser. 013	—	cern. 08	brac. 01	pan. 022	pan. 023	pan. 024	int. 07	—	—	—	—	—	—	—	—
p. 29	METAL	METAL LITE PEL	man. 05	ser. 018	—	—	—	—	PEL	PEL F	—	—	—	—	—	—	—	—	—	—
p. 30/31	FLY	ALC/120	man. 05	ser. 06	—	—	cern. 07	brac. 04	—	pan. 026	—	int. 010	—	—	—	—	—	—	—	—
		ALC/170	man. 05	ser. 06	—	—	cern. 014	brac. 04	pan. 025	pan. 026	—	int. 011	—	—	—	spal.01	—	—	—	—
p. 32/33	COMPOSIT	COMPOSIT190 PEL	man. 013	ser. 06	—	—	cern. 011	—	pan. 083	pan. 083	—	int. 022	—	ras. 08	—	—	—	—	—	—
		COMPOSIT190 PTS	man. 013	ser. 06	—	—	cern. 012	—	pan. 097	pan. 098	—	int. 022	—	ras. 08	—	—	—	—	—	—
		COMPOSIT190 PSS	man. 013	ser. 06	—	—	cern. 012	—	pan. 093	pan. 094	—	int. 022	—	ras. 08	—	—	—	—	—	—
p. 34/35	HANDY LINE	BAG & CASE PTS	—	—	—	—	—	—	pan. 107	pan. 106	—	int. 022	—	ras. 08	—	—	—	—	—	—
		BAG&CASE WH PTS	—	—	—	—	—	—	pan. 112	pan. 113	—	int. 001	—	ras. 04	—	—	—	—	—	—
		BAG 01	—	—	—	—	—	—	pan. 06	pan. 06	—	—	kit 032	—	—	—	—	—	—	—
		BAG 02	—	—	—	—	—	—	pan. 043	pan. 044	—	—	—	—	—	—	—	—	—	—
		BAG 03	—	—	—	—	—	—	pan. 014	pan. 014	—	—	kit 034	—	—	—	—	—	—	—
p. 40/41	PRO BAGS	BCP01 - BCP01 PSS	—	**ser. 08 ser. 09	—	—	—	—	—	—	—	—	—	—	—	spal.01	—	—	—	—
		BCP02 - BCP02 PSS	—	**ser. 08 ser. 09	—	—	—	—	—	—	—	—	—	—	—	spal.01	—	—	—	—
		BCP03 - BCP03 PSS	—	**ser. 08 ser. 09	—	—	—	—	—	—	—	—	—	—	—	spal.01	—	—	—	—

** ser. 08 - Big snap lock on the frontal flap

** ser. 09 - Small snap lock on the side tab



INDEX



A COMPANY LOOKING TO THE FUTURE - THE INTERNATIONAL MARKET	2
OUR BRANDS	3
MATERIALS & TECHNOLOGY	4/5
TURTLE	6/7
NEW MEGA WHEELS	8/9
BOMBER	10/11
ATOMIK	12/15
WATERPROOF	16/17
MODULAR	18/19
BOXER	20/21
INNOVA	22/23
REVOLUTION	24/25
MUB	26/27
DE LUXE	28/29
METAL	29
FLY	30/31
COMPOSIT	32/33
HANDY LINE	34/35/36
@HAND	37
PRO BAGS TEX	38/39
PRO BAGS	40/41
HYDRO LINE	42
ELECTRA LINE	43
TOOL PALLETS SPECIFICATION	44
MERCHANDISING	45
ACCESSORIES	46

KAVON CZ s.r.o.

sídlo firmy: Mikulovická 2642
530 02 Pardubice

tel.: 466 797 511

fax.: 466 797 520

e-mail: info@kavon.cz

www.kavon.cz

pobočky: Staré město 85
293 01 Mladá Boleslav

tel.: 326 329 727

mobil: 736 753 975

e-mail: kavon.mb@wo.cz

Jinonická 329
158 00 Praha 5

tel.: 251 045 101-2

mobil: 603 848 716

e-mail: kavon.pha@wo.cz

Hviezdoslavova 55
627 00 Brno-Slatina

tel.: 548 213 068

mobil: 603 893 537

e-mail: kavon.brno@wo.cz



REG. N. 1594
UNI EN ISO 9001:2000

