


CAT6A UNSHIELDED TOOLLESS PLUG INSTRUCTION MANUAL

1



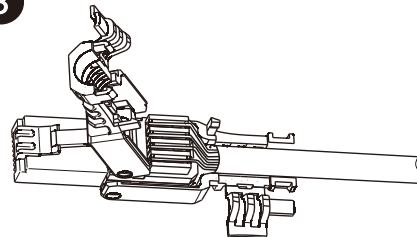
TAKE OF THE CABLE JACKET BY
TOOL ABOUT 2CM

2



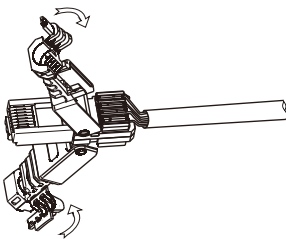
STRAIGHTEN THE CABLE
ACCORDIN GWIRES COLOR
ARRAY

3



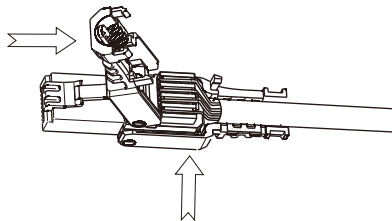
PUT CABLE INTO IDC ACCORDING
TERMINAL T568B

4



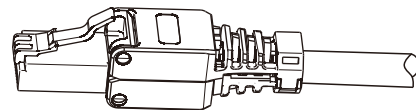
ACCORDING CABLE EXTERNAL
DINAMETER,PUT PLASTIC WIRE
GUARD INTO HOLDER HOLE LOKE
THE ARROWHEAD

5



PRESS DOWN BOTH SIDE PLASTIC
HOUSING UNTIL THE WIRE INTO THE
IDC PIN CHASE

6



THE FINISHED PRODUCT